

 **SMD2835 42LEDS/M**



Basic Parameters

Size	5000×22.5×11.5mm
Cutting Unit	7LEDs/165mm
Input Voltage	24VDC
Input Current	0.06A/m
Typ-power	14W/m
Max.Power	15.4W
Bend Diameter	>60mm
Copper foil	2oz

 **PHOTOMETRIC OF 1M STRIP**

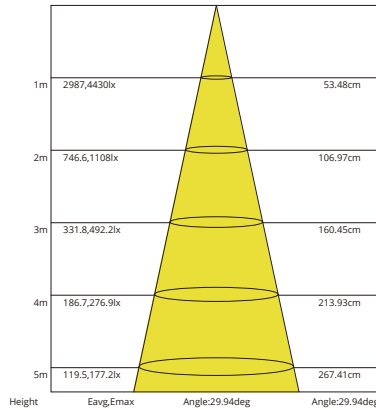
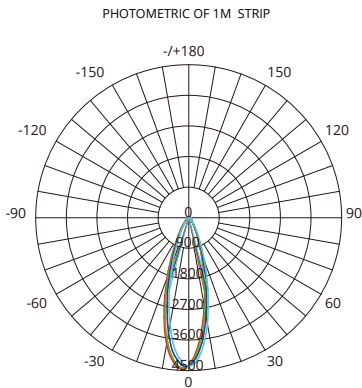







Photo-electric Parameters

CRI	CCT	LM/m	LM/W	Energy Efficiency Class
>80	2700K	1637	117	E 
	3000K	1728	123	E 
	4000K	1818	130	E 
	5000K	1750	125	E 
	6500K	1680	120	E 

 **DIMENSIONAL DRAWING**

