


LED Low voltage drop Series



SMD2835 126LEDs/M



Basic Parameters	
Size	30000×8×1.2mm
Cutting Unit	7LEDs/55MM
Input Voltage	48VDC
Input Current	0.2A/m
Typ-power	10W/m
Max.Power	11W
Bend Diameter	>60mm
Copper foil	2oz

PHOTOMETRIC OF 1M STRIP

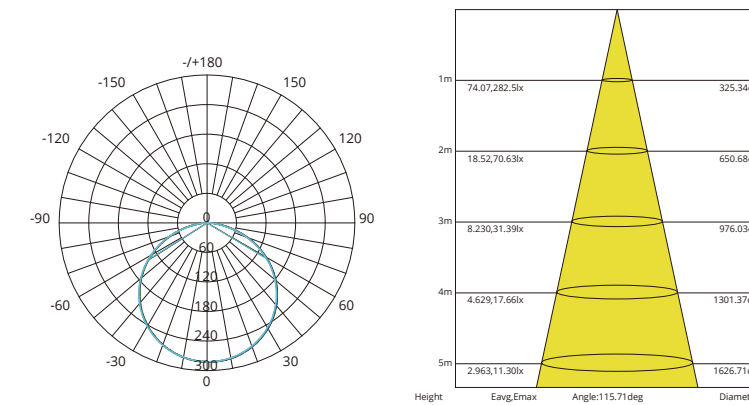
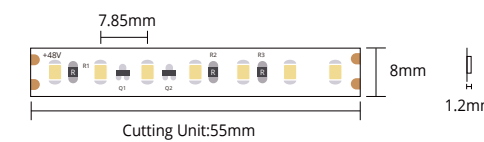


Photo-electric Parameters				
CRI	CCT	LM/m	LM/W	Energy Efficiency Class
>90	2700K	763	76	G
	3000K	806	81	G
	4000K	848	85	F
	5000K	831	83	G
	6500K	823	82	G

DIMENSIONAL DRAWING



✓ SMD2835 60LEDS/M



Basic Parameters	
Size	40000×10×1.6mm
Cutting Unit	6LEDs/100MM
Input Voltage	24VDC
Input Current	0.2A/m
Typ-power	4.8W/m
Max.Power	5.3W
Bend Diameter	>60mm
Copper foil	2oz

✓ PHOTOMETRIC OF 1M STRIP

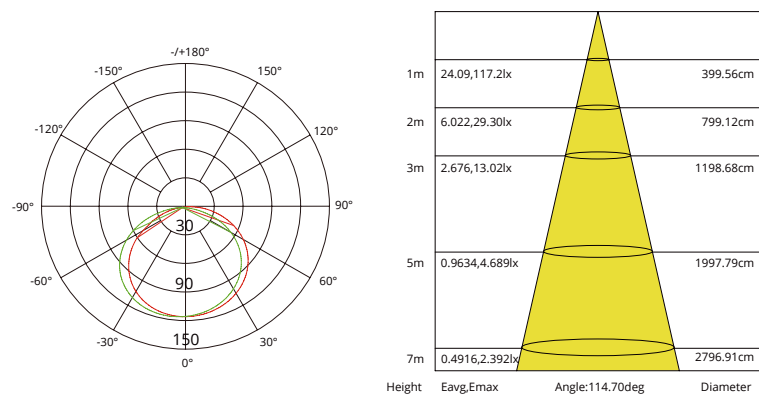
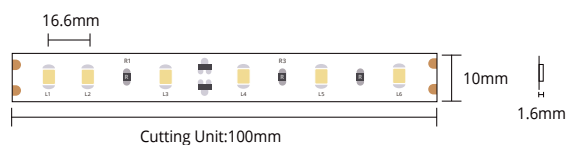


Photo-electric Parameters					
CRI	CCT	LM/m	LM/W	Energy Efficiency Class	
>90	2700K	380	80	F	■
	3000K	410	85	F	■
	4000K	430	90	F	■
	5000K	430	90	F	■
	6500K	430	90	F	■

✓ DIMENSIONAL DRAWING



✓ SMD2835 120LEDS/M



Basic Parameters	
Size	15000×10×1.6mm
Cutting Unit	6LEDs/50MM
Input Voltage	24VDC
Input Current	0.4A/m
Typ-power	10W/m
Max.Power	11W
Bend Diameter	>60mm
Copper foil	2oz

✓ PHOTOMETRIC OF 1M STRIP

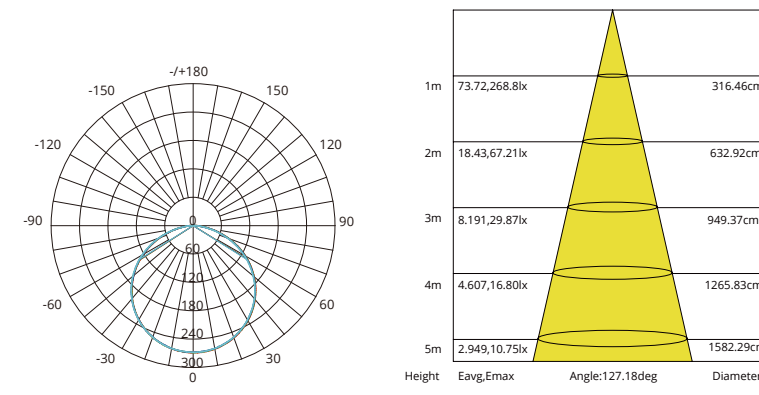


Photo-electric Parameters					
CRI	CCT	LM/m	LM/W	Energy Efficiency Class	
>90	2700K	800	80	F	■
	3000K	850	85	F	■
	4000K	900	90	F	■
	5000K	900	90	F	■
	6500K	900	90	F	■

✓ DIMENSIONAL DRAWING

