



✓ SMD2835 128LEDS/M



Basic Parameters	
Size	5000×8×12mm
Cutting Unit	8LEDs/62.5MM
Input Voltage	24VDC
Input Current	0.4A/m
Typ-power	10W/m
Max.Power	11W
Bend Diameter	>80mm
Copper foil	2oz

✓ PHOTOMETRIC OF 1M STRIP

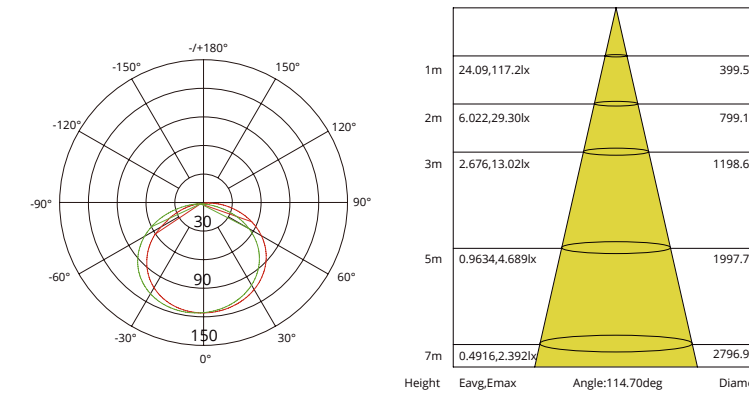
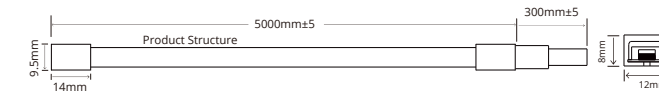


Photo-electric Parameters			
CRI	CCT	LM/m	LM/W
>80	2700K	441	44
	3000K	466	47
	4000K	490	49
	5000K	480	48
	6500K	475	48

✓ DIMENSIONAL DRAWING



SMD2835 128LEDS/M



Basic Parameters

Size	5000×12×12mm
Cutting Unit	8LEDs/62.5MM
Input Voltage	24VDC
Input Current	0.4A/m
Typ-power	10W/m
Max.Power	11W
Bend Diameter	>80mm
Copper foil	2oz

PHOTOMETRIC OF 1M STRIP

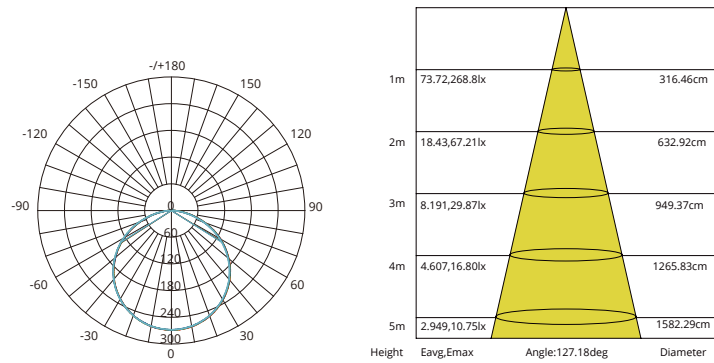


Photo-electric Parameters

CRI	CCT	LM/m	LM/W
>80	2700K	579	58
	3000K	611	61
	4000K	643	64
	5000K	630	63
	6500K	624	62

DIMENSIONAL DRAWING

